Vertikaljalousie • Verticals • Verticaux

DE Montage – Bedienung – Pflege
UK Installation – Operation – Care
FR Pose – Manoeuvre – Entretien

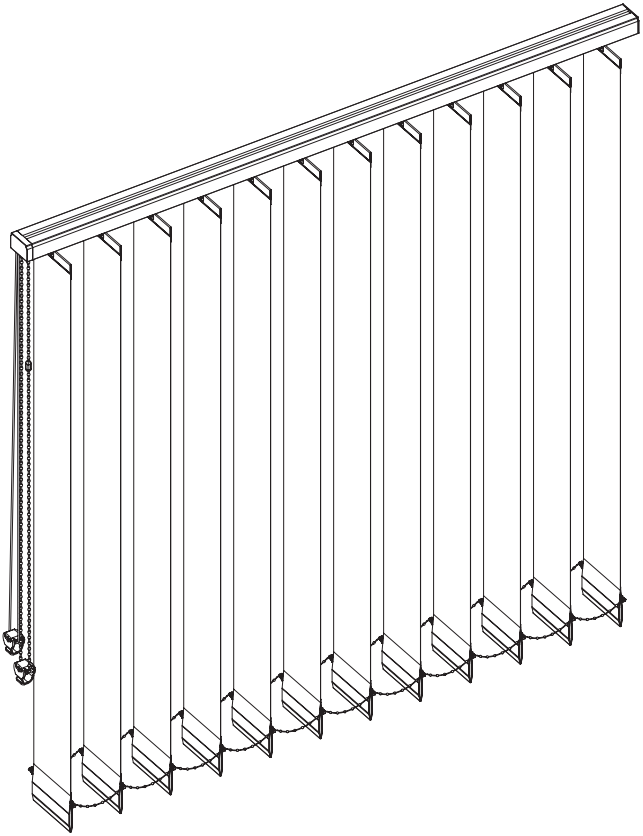

DE Druckfehler, Irrtümer und Änderungen vorbehalten

UK Misprints, errors and changes excepted

FR Sous réserve de fautes d'impression, d'erreurs et de modifications

© 2014 Benthin®

Version 23-05-2014 · 97000132

DE

Verehrte Kundin, verehrter Kunde,

dieses maßgerechte Produkt wurde speziell für Ihre Bedürfnisse hergestellt. Hochwertige Materialien und ein formvollendetes Design gewährleisten eine lange Lebensdauer und bieten somit viel Freude an dem erworbenen Produkt.

Ihr Sonnenschutz Hersteller

Bitte lesen Sie die nachfolgenden Hinweise sorgfältig vor der Montage

Fachkundige Montage erforderlich.
Unsachgemäße Montage kann zu Unfällen führen.
Ausführungsänderungen nur nach Absprache mit dem Hersteller.

Montageschrauben zur Befestigung sind nicht beigelegt.
Achten Sie bitte darauf, dass Sie Schrauben entsprechend der Fensterbeschaffenheit und mit ausreichender Haltekraft verwenden!

WARNUNG

Siehe Seite 11-12!

UK

Dear Customer,

this dimensionally accurate blind was produced especially according to your requirements. High quality materials and a design that is perfect in function and elegance guarantee a long service lifetime and thus ensure great pleasure in the purchased product.

Your blind Manufacturer

Please read this instructions carefully before fitting the blind

Blinds must be fitted by skilled personnel.
Wrong installation may result in accidents.
Alterations of the blind must be approved by the blind manufacturer.

No screws for fixing are enclosed. Always use appropriate screws and plugs suited for the wall or ceiling material where the blind is fitted!

WARNING

See page 11-12!

FR

Chers clients,

Ce store sur mesure a été conçu pour s'adapter parfaitement à vos fenêtres. Les matériaux de haute qualité utilisés et son design lui garantissent une élégance et une fonctionnalité d'une excellente longévité, pour vous offrir entière satisfaction.

Votre fabricant store

Veuillez lire attentivement les instructions avant de procéder au montage.

Les stores doivent être posés par des personnes qualifiées.
Le non respect de cette préconisation peut provoquer des accidents.
L'acheteur ou un tiers ne doivent pas modifier ou altérer le produit.

La visserie des supports n'est pas fournie. C'est pourquoi il est nécessaire de choisir des vis et des prises de courant suffisamment résistantes qui s'adaptent au matériau de la fenêtre.

MISE EN GARDE

Regardez à la page 11-12!

Montage • Installation • Pose

1

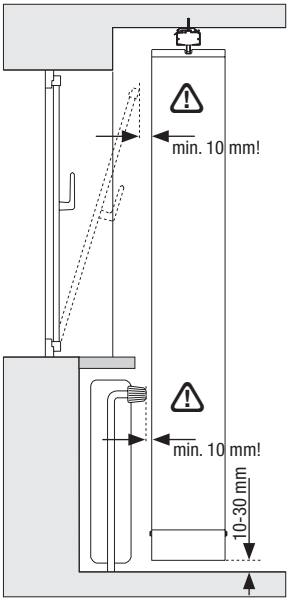



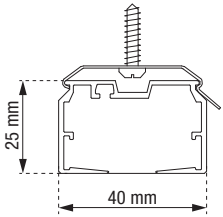

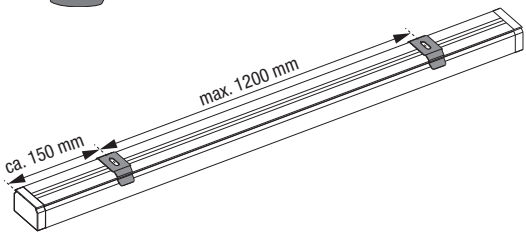

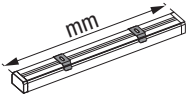	0 - 1500	1501 - 2700	2701 - 3900	3901 - 5100	5101 - 6300	6301 - 7000
	2	3	4	5	6	7

Montage • Installation • Pose

1a

1b

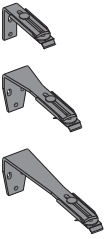

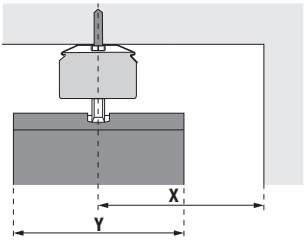

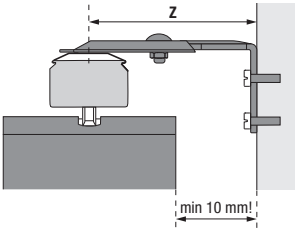

X = 1/2 Y + 10 mm

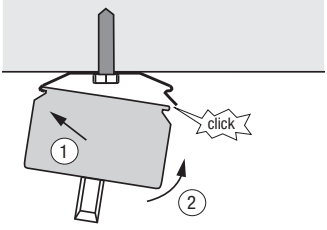

1c



Recess profile
Einbauprofil
Profilé encastrable

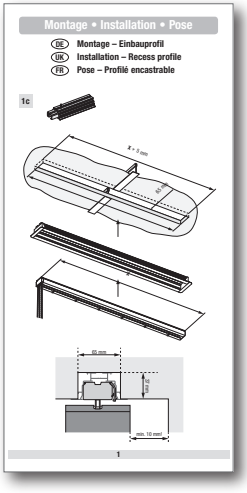

2

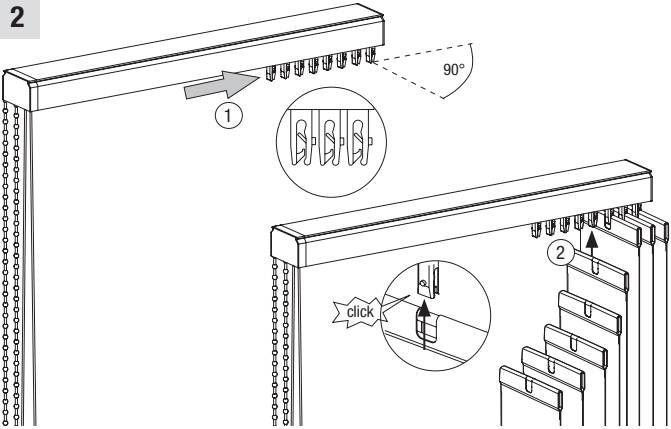

3

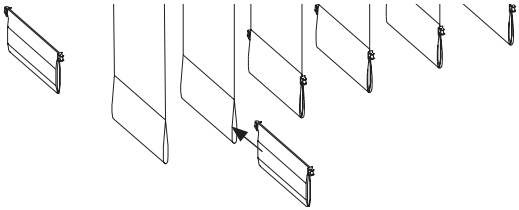

4

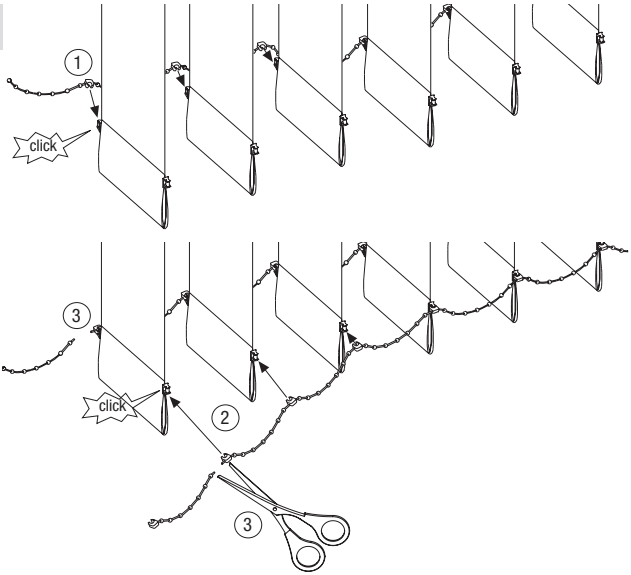

5

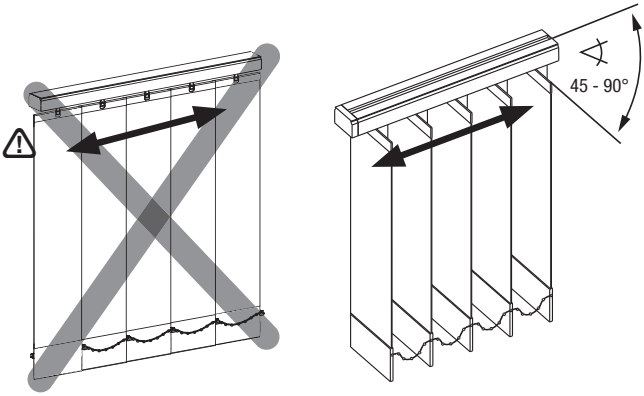

5a

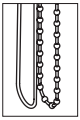

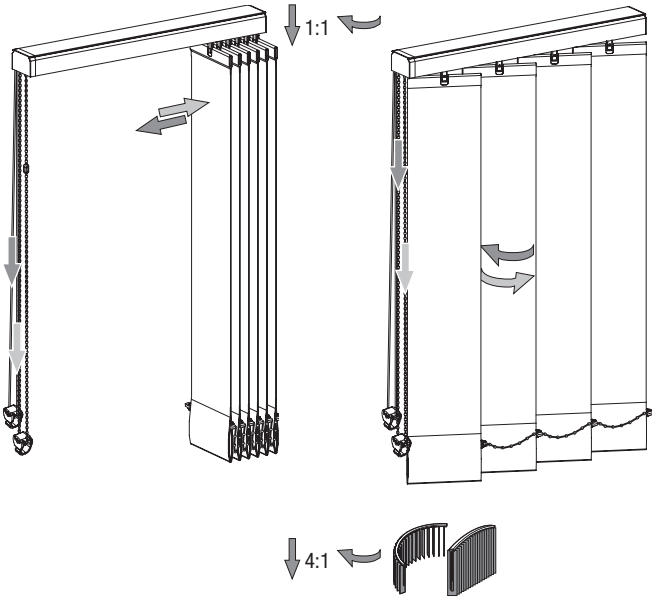

5b



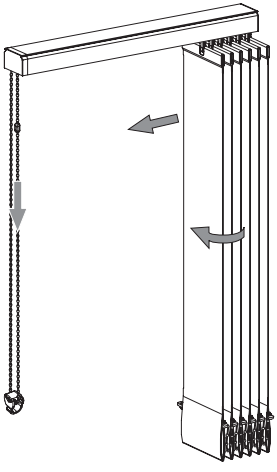

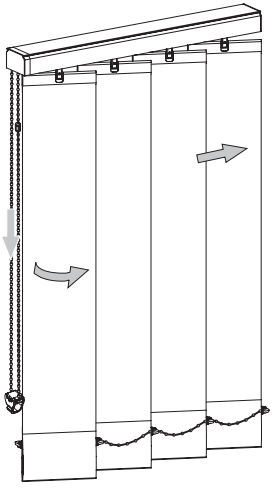

5c

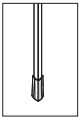

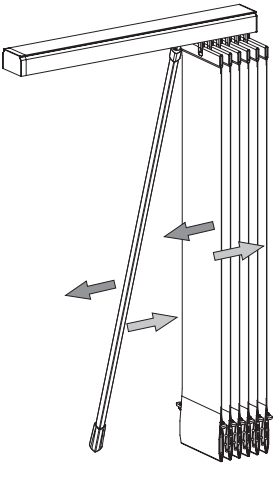

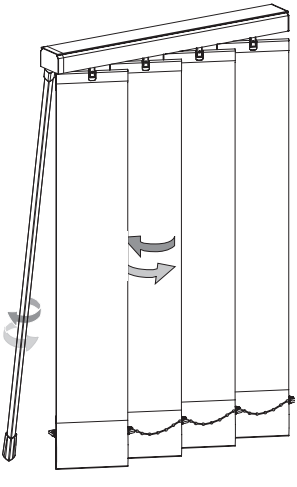

5d

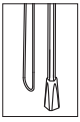

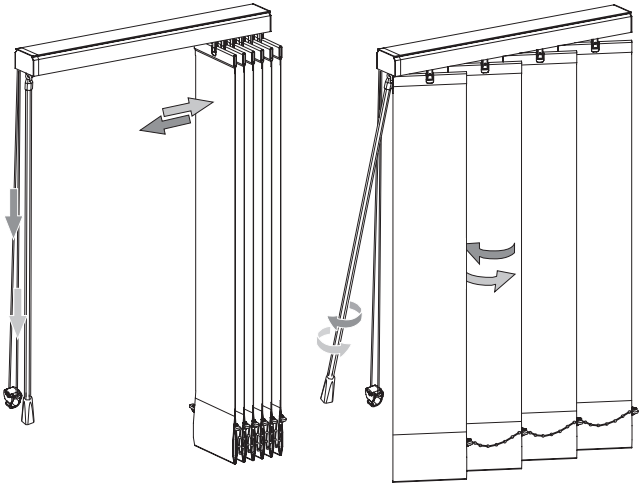

Information • Information • L'information

6

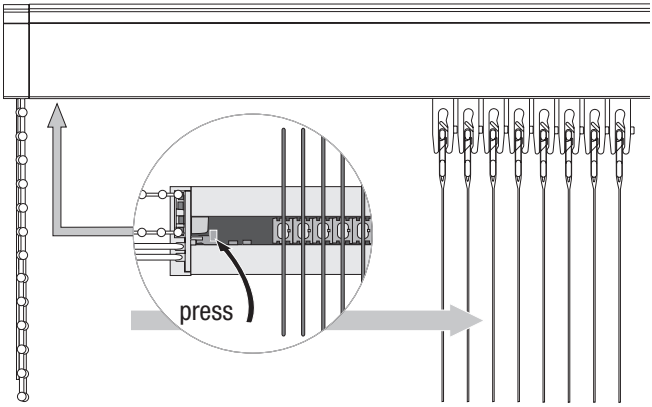

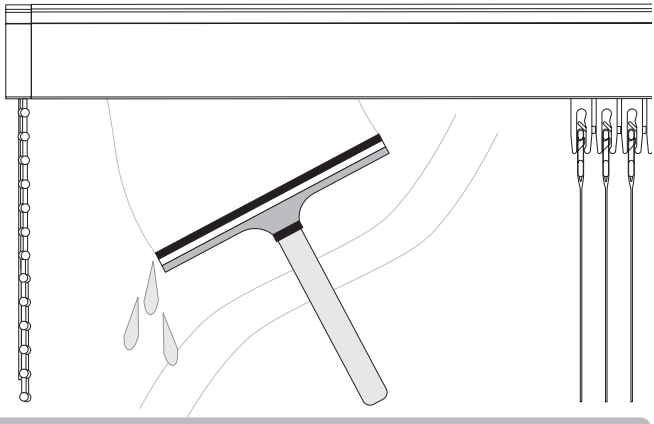

Information • Information • L'information

7

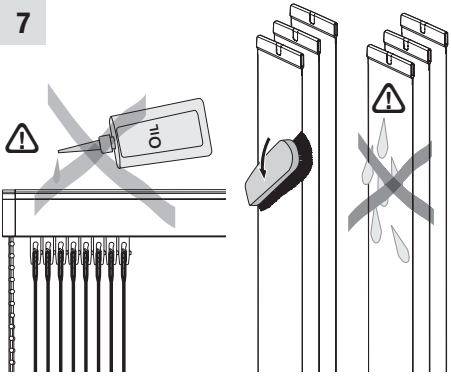

(DE) Gelegentlich mit einer weichen Bürste oder einem Tuch abbürsten.

(UK) Occasional brushing with a soft brush or a feather duster is usually sufficient.

(FR) Un brossage régulier du tissu avec une brosse douce ou un plumeau est suffisant.

8

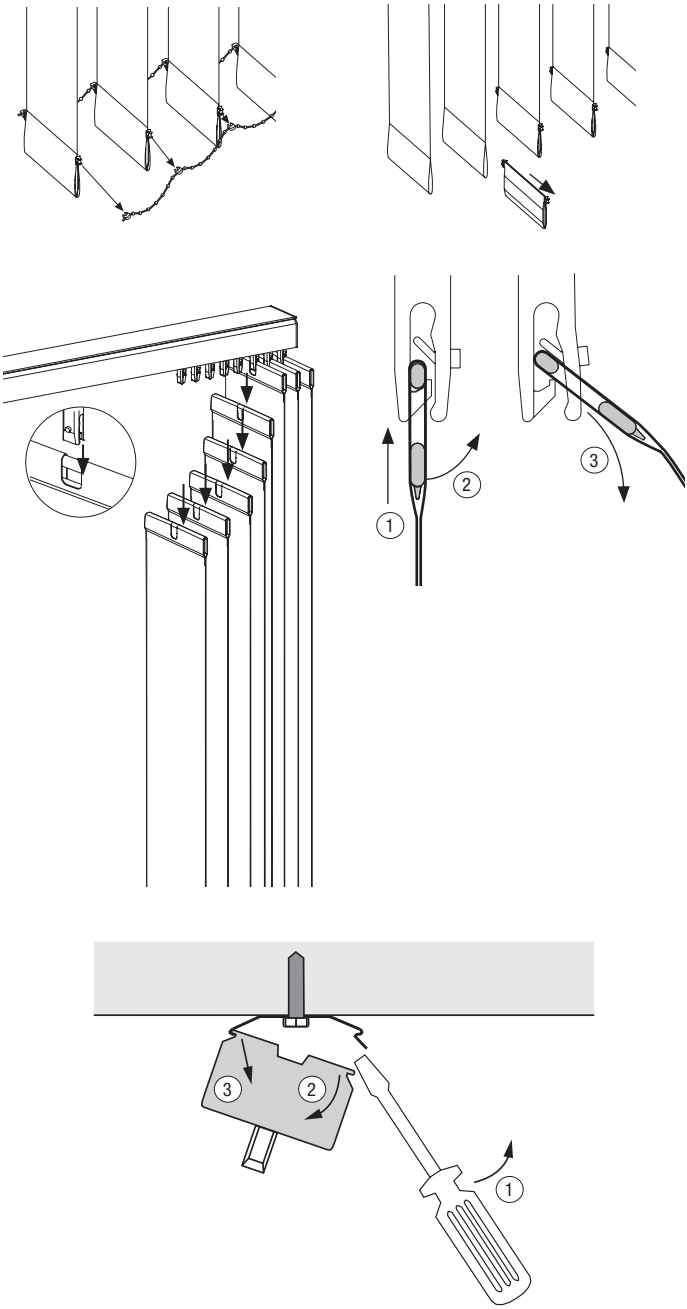

DE

⚠ WARNUNG ⚠

- Kleinkinder können sich unter Umständen in den Schlaufen von Schnüren, Ketten und Bändern zur Bedienung der Fensterverkleidung verfangen und erwürgen. Es besteht die Gefahr, dass sie sich Schnüre um den Hals wickeln.
- Um dies zu verhindern, sind die Schnüre aus der Reichweite von Kleinkindern zu halten.
- Kinderbetten und Einrichtungsgegenstände sollten sich nicht in der Nähe der Bedienschnüre befinden.
- Schnüre nicht zusammenbinden.
  Darauf achten, dass Schnüre nicht verdrehen und eine Schlaufe bilden.
- Um das Risiko derartiger Unfälle zu verringern, bitte die mitgelieferten Sicherheitsvorrichtungen gemäß der Montageanleitung installieren und verwenden.

gemäß Norm EN 13120

UK

⚠ WARNING ⚠

- Young children can strangle in the loop of pull cords, tapes and cords that operate window coverings. They can also wrap cords around their necks.
- To avoid strangulation and entanglement, keep cords out of reach of young children.
- Move beds, cots and furniture away from window covering cords.
- Do not tie cords together.
  Make sure cords do not twist and create a loop.
- Install and use the included safety devices according to the installation instructions on these device to reduce possibility of such an accident.

According to EN 13120

FR

⚠ MISE EN GARDE ⚠

- Les jeunes enfants peuvent s’étrangler ou s’emmêler avec les cordons de levage, la chaînette, et les cordes qui actionnent les stores. Ils peuvent également enrouler les cordons autour de leur cou.
- Pour leur éviter de s’étrangler ou de s’emmêler dans les cordons, maintenez ces derniers hors de portée des jeunes enfants.
- Placez les lits, berceaux et mobilier à l’écart des cordons, corde ou chaînette de store.
- Ne nouez pas les cordons ensemble.
  Veillez à ce qu’ils ne s’enroulent pas en formant une boucle.
- Installez et utilisez les dispositifs de sécurités inclus conformément aux instructions d’installation indiquées sur ces dispositifs pour réduire le risque d’un tel accident.

Conformément à la norme EN 13120

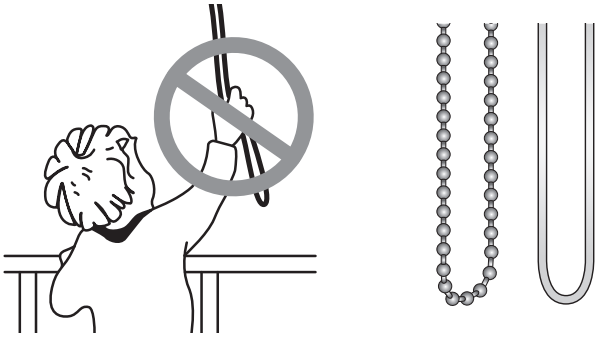

A

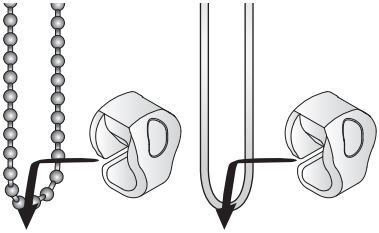

B

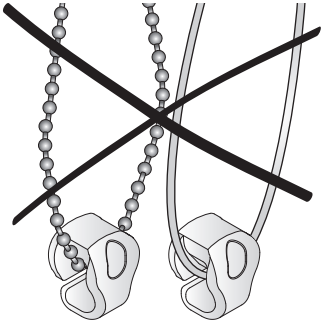

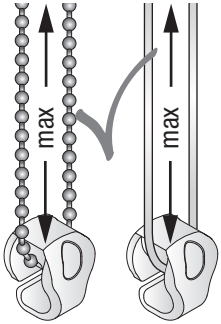
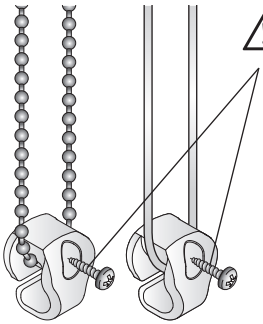
C